

30 September 2024

Balanced Fund

| | |
|-------------------|--|
| Effective Date | 29 April 2011 |
| Effective Number | S-4694/BL/2011 |
| Launch Date | 18 July 2011 |
| Currency | IDR |
| NAV/Unit (Rp) | 2,032.124 |
| AUM (Rp bln) | 90.103 |
| Minimum Subs (Rp) | 50,000 |
| Current Unit NAV | 44,339,502.1526 |
| Maximum Unit | 1,000,000,000 |
| Periodic Update | Daily |
| Subscription Fee | ≤2% |
| Redemption Fee | ≤5% |
| Switching Fee | ≤2% |
| Management Fee | ≤3% |
| Custodian Fee | ≤0.25% |
| Risks | Market Risk Redemption Risk Liquidation Risk Liquidity Risk |
| Custodian Bank | Bank Rakyat Indonesia |
| Bank ISIN Code | IDA0001024B9 |
| Subs. Account No. | 020601005342306 BRI KCK Sudirman |

Fund Manager

PT Henan Puthrai Asset Management is a full-fledged Fund Management Firm with deep comprehension and extensive experience in Indonesian capital market. Our humble start began in 1990 through the establishment of Henan Puthrai Sekuritas as one of IDX founding members of IDX. Our strategy and core competence have allowed us to consistently grow and survive the turbulence of economic cycle.

Fund Objective

To optimize long-term capital growth through active investments emphasizing on equity instruments (through primary and secondary market), inclusive of bonds and/or money market and/or cash and quasi-cash instruments.

Investment Policy

| | |
|-------------------|-------|
| Equity | 2-79% |
| Cash & Equivalent | 2-79% |
| Money Market | 2-79% |

Portfolio Composite

| | |
|-------------------|-----|
| Equity | 36% |
| Fixed Income | 24% |
| Time Deposit | 34% |
| Cash & Equivalent | 6% |

Investment Product Benefits


| |
|---------------------------------|
| Professional management |
| Transparency |
| Long term capital growth |
| Asset diversification |
| Ease of subscription/redemption |

Top Holdings (Alphabetical)

| | | |
|----|--------------------------|------|
| 1 | TD - Bank ALADIN SYARIAH | 7.8% |
| 2 | TD - BANK BTPN SYARIAH | 4.4% |
| 3 | TD - BANK J-TRUST | 8.9% |
| 4 | TD - Bank MNC | 4.4% |
| 5 | TD - Bank NOBU | 8.9% |
| 6 | BBCA | 7.3% |
| 7 | BBRI | 7.8% |
| 8 | FR0097 | 5.7% |
| 9 | FR0101 | 5.7% |
| 10 | FR0103 | 5.7% |

Sectoral

| | | |
|---|-----------------|-------|
| 1 | Banking - TD | 34.4% |
| 2 | Basic Materials | 10.1% |
| 3 | Financial | 18.8% |
| 4 | Government Bond | 19.4% |
| 5 | Others | 13.6% |

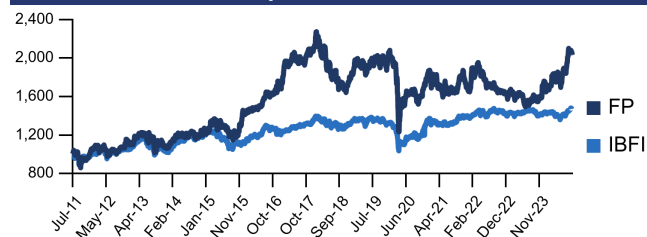
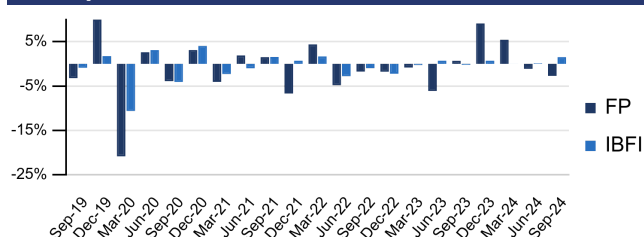
Risk Classification

Money Market Fixed Income **Balanced Fund** Equity

Notes: This product invests in equity and fixed income securities which relatively has medium volatility

Fund Performance

| | 1M | 3M | 6M | YTD | 1Y | 3Y | 5Y | Inception |
|-------------------------------|---------|-------------|--------|--------|--------|--------|-------|-----------|
| HPAM FLEXI PLUS | -2.71% | 15.91% | 12.65% | 17.07% | 29.44% | 19.71% | 6.11% | 103.21% |
| Infovesta Balanced Fund Index | 1.53% | 5.80% | 2.41% | 2.79% | 1.40% | 8.76% | 8.91% | 47.01% |
| Best Monthly Return | 14.02% | 30-Apr-2020 | | | | | | |
| Worst Monthly Return | -20.86% | 31-Mar-2020 | | | | | | |

Performance Since Inception**Monthly Performance****Access for Investor**

| | | |
|---|---|---|
| Prospectus https://hpam.co.id | Fund Ownership https://akses.ksei.co.id/ | Instagram @hpam.id |
|---|---|---|

Custodian Bank Profile

PT Bank Rakyat Indonesia (Persero) Tbk is one of the oldest bank in Indonesia, established in 1895 and is the biggest bank in micro lending in Indonesia. Bank Rakyat BRI received the license as custodian bank based on Bapepam-LK no KEP-91/PM/1996

Disclaimer

Before investing you should carefully consider the Fund's investment objectives, risks, charges and expenses. This fund may also allocate a portion of the portfolio to high risk assets which have high risk and return profile. This and other information are available through request for prospectus or at our company's website. The fund is subject to market risks (volatility) and may not be appropriate for short term investments. Holdings and Sector weightings are subject to constant changes without notice as deemed fit by the investment management team. This document is for sophisticated investor only and not intended for individual private investor. Performance data quoted represent past performance and is no guarantee of future results. Investment returns and principal values may fluctuate so that an investor's shares, when redeemed, may be worth more or less than their original cost. Current performance may be lower or higher than that shown. All return assume reinvestment of all dividend and capital gain distributions. Index performance is shown for illustrative purpose only. Conventional Non-bank institutions are prohibited from investing directly in index.

30 September 2024 **Balanced Fund**

Intrinsic Assessment Value

| No | Variables | Ranks | | | | Intrinsic | ≤10% | ≤30% | ≤60% | ≤90% |
|----|---------------------------------|-------|---|---|---|-----------------------------------|------|------|------|------|
| | | 1 | 2 | 3 | 4 | | | | | |
| 1 | GCG Scoring | | | 3 | 4 | Ownership & Management | | | | |
| 2 | Product Strength | 1 | | 3 | 4 | Barriers to Entry | | | | |
| 3 | 5 Year CAGRs | 1 | | | 4 | Growth vs. Industry | | | | |
| 4 | ROE & ROIC | 1 | | 3 | 4 | Ratios vs. Industry | | | | |
| 5 | Yield Curve | | | 3 | 4 | Equal & Above the Curve | | | | |
| 6 | Solvency | | | 3 | 4 | Debt Service Ratio | | | | |
| 7 | Capital Structure | 1 | | 3 | 4 | Equity vs. Debt Financing | | | | |
| 8 | Banking BUKU | 1 | | 3 | 4 | Min. Bank BUKU 2 | | | | |
| 9 | Net Foreign Flow | 1 | 2 | 3 | | Foreign vs. Domestic Investors | | | | |
| 10 | Investment Grade | | 2 | 3 | 4 | BBB+ to AAA | | | | |
| 11 | Relative Bond Price Performance | 1 | 2 | | 4 | IDMA movement | | | | |
| 12 | Market Liquidity | | | 3 | 4 | VWAP & MOSB | | | | |
| 13 | Yield to Maturity | | 2 | 3 | 4 | Above Fair Yield | | | | |
| 14 | Interest Payment Cycle | 1 | | 3 | 4 | Monthly & Quarterly & Semi Annual | | | | |
| 15 | Settlement Date Target | 1 | 2 | | 4 | Good Fund | | | | |

Value @ Risk Matrix

October – December 2024

| | | | | | | | | |
|------------------------------------|-----------------------|------------------------|-------------------------|-----------------|-------------------------|--------------------|-----------------------|-----------------------|
| Mining & Agriculture | ≤5 | ≤18 | <28 | ≤41 | ≤58 | ≤74 | ≤92 | SCORE RANKINGS |
| Finance | <3 | ≤17 | ≤32 | ≤44 | ≤61 | ≤80 | ≤92 | |
| Infrastructure | 0 | ≤10 | ≤15 | ≤20 | ≤25 | ≤30 | ≤40 | |
| Property & Construction | ≤3 | ≤10 | ≤20 | ≤30 | ≤40 | ≤50 | ≤60 | |
| Consumer | ≤10 | ≤10 | ≤15 | ≤25 | ≤30 | ≤40 | ≤55 | |
| Basic & Others | ≤3 | ≤9 | ≤17 | ≤34 | ≤51 | ≤62 | ≤76 | |
| | Buy & Hold | Technical Trade | Positional Trade | Scalping | Rotational Trade | Swing Trade | Momentum Trade | |

QUANTITATIVE QUADRANT

PT. Henan Putihrai Asset Management
 Sahid Sudirman Center Lantai 46
 Jln. Jenderal Sudirman No.86, Jakarta Pusat 10220
 (021) 39716699
<https://hpam.co.id>